

STEP BY STEP GUIDE

ITAWAMBA COUNTY BUSINESS START UP KIT

Ensuring You're on the Road to Success



Business Entrepreneur Assistance



**Itawamba County
Development Council**

Contact:

Vaunita Martin

Executive Director

ICDC

662-862-4571 (Office)

662-210-1505 (Cell)

vmartin@itawambams.com

Opening a Business in Itawamba County

Before you make any long term decisions, contact Vaunita Martin at ICDC. She is here to guide you through the process to ensure your success.

Guiding You Through the Steps:

Research the Market




Is your business needed? Finding the gaps in service will ensure your business is successful

Develop a Business Plan



Developing the structure, running, and growing of your business for long term success

Find the Money



Secure funding through local lenders

Location.. Location... Location



Positioning your business in the proper service and high traffic areas is key to success



Property must be zoned for the type of business



Property must meet code requirements and any changes will be inspected for compliance.

- Changes in use
- Property vacant for 6 months or longer
- Additions and remodels



Inspectors can be requested for a walk-through to identify improvements requiring code inspection prior to formally applying

Planning Steps

1...2...3....



1. Research & Plan

Research is necessary to ensure the market is in need of your service, possible locations meet zoning requirements, and to correctly identify the necessary monetary amount for the new venture.



2. Seek Assistance

ICDC is here to help every step of the way through the process of starting your business. Call 662-862-4571 to set-up a consultation appointment.




3. Choose a Location

Research to determine the best location for your needs and ensure proper zoning



4. Acquire Funding

The business plan will help identify how much money you need to get started, your capital assets, and how much will need to be borrowed.



5. Apply for Permits

Visit your city/town hall to obtain necessary permits for signage, business, zoning, and apply for inspection



6. Complete Inspections

Once you have completed your paper work and courtesy walk throughs, apply at city/town hall for inspections. If you are a restaurant, you will apply with the State of Mississippi Health Department for a food inspection




7. Obtain Business License

Upon receiving your inspections, return to city/town hall to apply for your business license. You will need a signed copy of your deed or lease agreement

8. Ribbon Cutting

We are ready to celebrate your Grand Opening by holding a ribbon cutting ceremony for you. Ribbon, Scissors, and invitations are provided. Call ICDC to schedule at 662-862-4571. CONGRATS!!!



You Did It!